

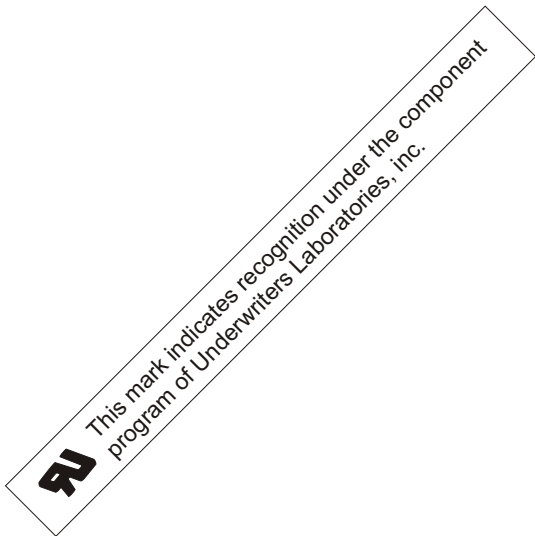


PKR

FAST RECOVERY MINIBRIDGE[®]
8 AMPERES
SINGLE-PHASE FULL-WAVE BRIDGES
HEAT SINK AND CHASSIS MOUNTING



PKR SERIES



PRV/leg	50V	100V	200V	400V	600V	800V	1000V
Type No.	PKR05	PKR10	PKR20	PKR40	PKR60	PKR80	PKR100

ELECTRICAL CHARACTERISTICS PER LEG
 (at T_A=25 °C Unless Otherwise Specified)

Max. Forward Voltage Drop, V _F = 1.25 V @ I _F =	2.0	Amp
Max. DC Reverse Current @ PRV and 25°C, I _R	10	μA
Max. DC Reverse Current @ PRV and 100°C, I _R	100	μA
Max. Reverse Recovery, T _{rr} (Fig.4)	200	Nanosec.
Max. Peak Surge Current, I _{FSM} (8.3ms)	125	Amp
Storage Temperature Range, T _{STG}	-55 to +150	°C
Thermal Resistance (Total Bridge), R _{θj-c}	5.2Typ.	°C/W

EDI reserves the right to change these specifications at any time without notice.

Fig 1

PKR SERIES CURRENT DERATING

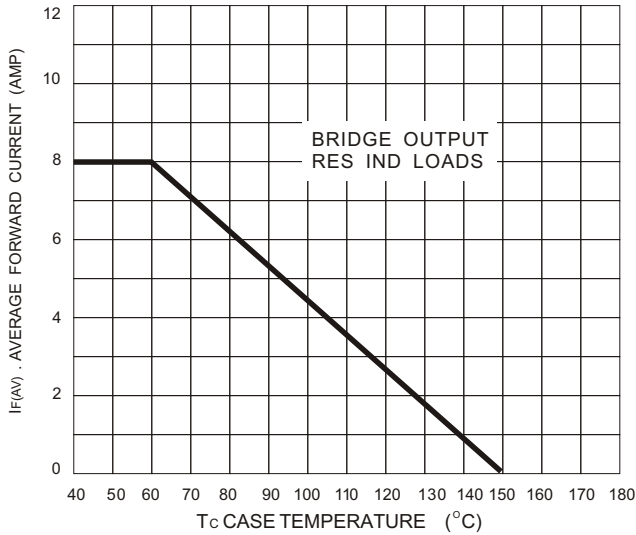


Fig 2

NON-REPETITIVE SURGE CURRENT

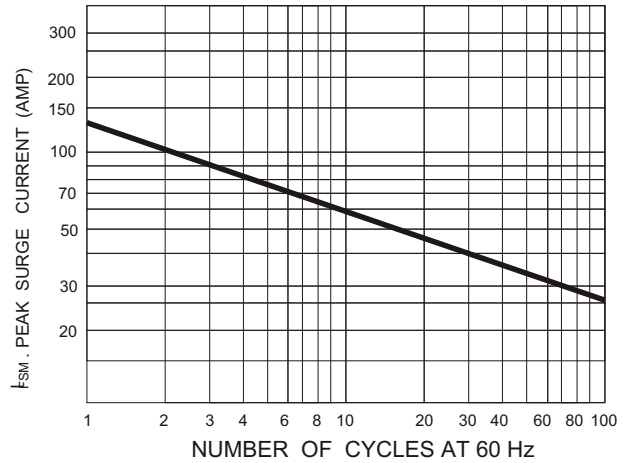


Fig 3

POWER DISSIPATION

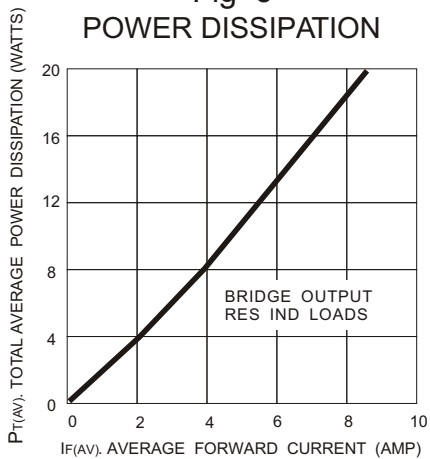
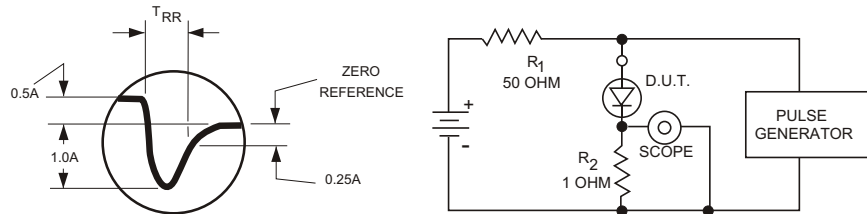


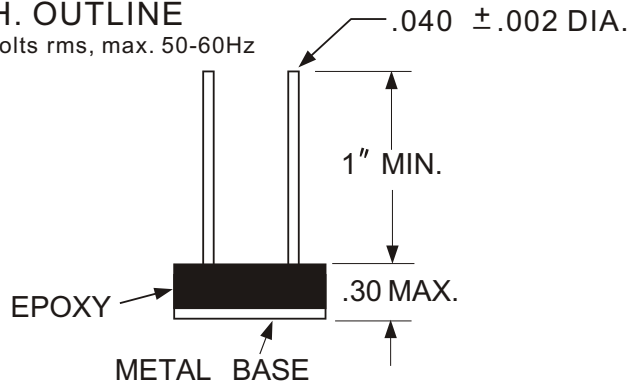
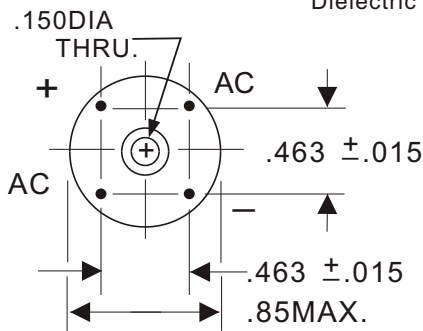
FIG. 4
TEST CIRCUIT



R₁, R₂ NON-INDUCTIVE RESISTORS
 PULSE GENERATOR - HEWLETT PACKARD 214A OR EQUIV
 IKC REP. RATE, 10^μ SEC. PULSE WIDTH
 ADJUST PULSE AMPLITUDE FOR PEAK I_R

PKR SERIES MECH. OUTLINE

Dielectric test voltage 1500 volts rms, max. 50-60Hz



- NOTE: 1. A thin film of silicone thermal compound is recommended between the Minibrige[®] case and mounting surface for improved thermal conduction.
 2. Fast-on terminals available. Consult factory.

ELECTRONIC DEVICES, INC. DESIGNERS AND MANUFACTURERS OF SOLID STATE DEVICES SINCE 1951.

21 GRAY OAKS AVENUE * YONKERS, NEW YORK 10710 914-965-4400 * FAX 914-965-5531 * 1-800-678-0828

e-mail:sales@ediodes.com * website: http://www.ediodes.com